



2







Trial shot of layout



NATIONAL INVESTIGATIONS COMMITTEE

ON AERIAL PHENOMENA

WASHINGTON, D. C. 20036

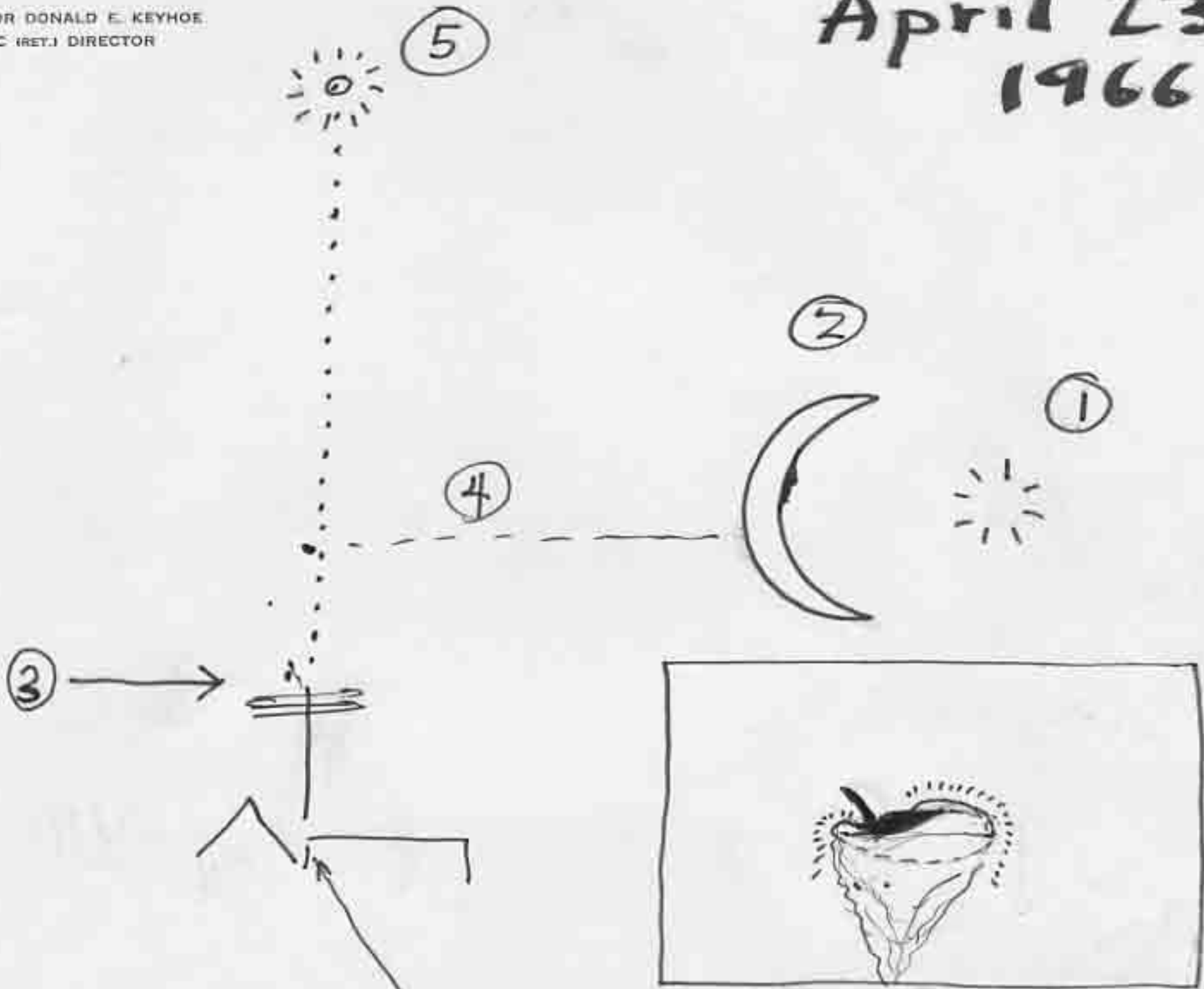
TELEPHONE: NORTH 7-0434

CABLE ADDRESS:  
SKYLIGHT

ADMINISTRATIVE OFFICES:  
1536 CONNECTICUT AVE., N. W.

MAJOR DONALD E. KEYHOE  
USMC (RET.) DIRECTOR

April 23  
1966



Dale Spaur

During chase  
1500' distant

Terminus of 4/17/66 obs.

Dale Jr. Spaur  
Wilbur Neff

NATIONAL INVESTIGATIONS COMMITTEE

ON AERIAL PHENOMENA

WASHINGTON, D. C. 20036

TELEPHONE: NORTH 7-8434

CABLE ADDRESS:  
SKYLIGHT

ADMINISTRATIVE OFFICES:  
1536 CONNECTICUT AVE., N. W.

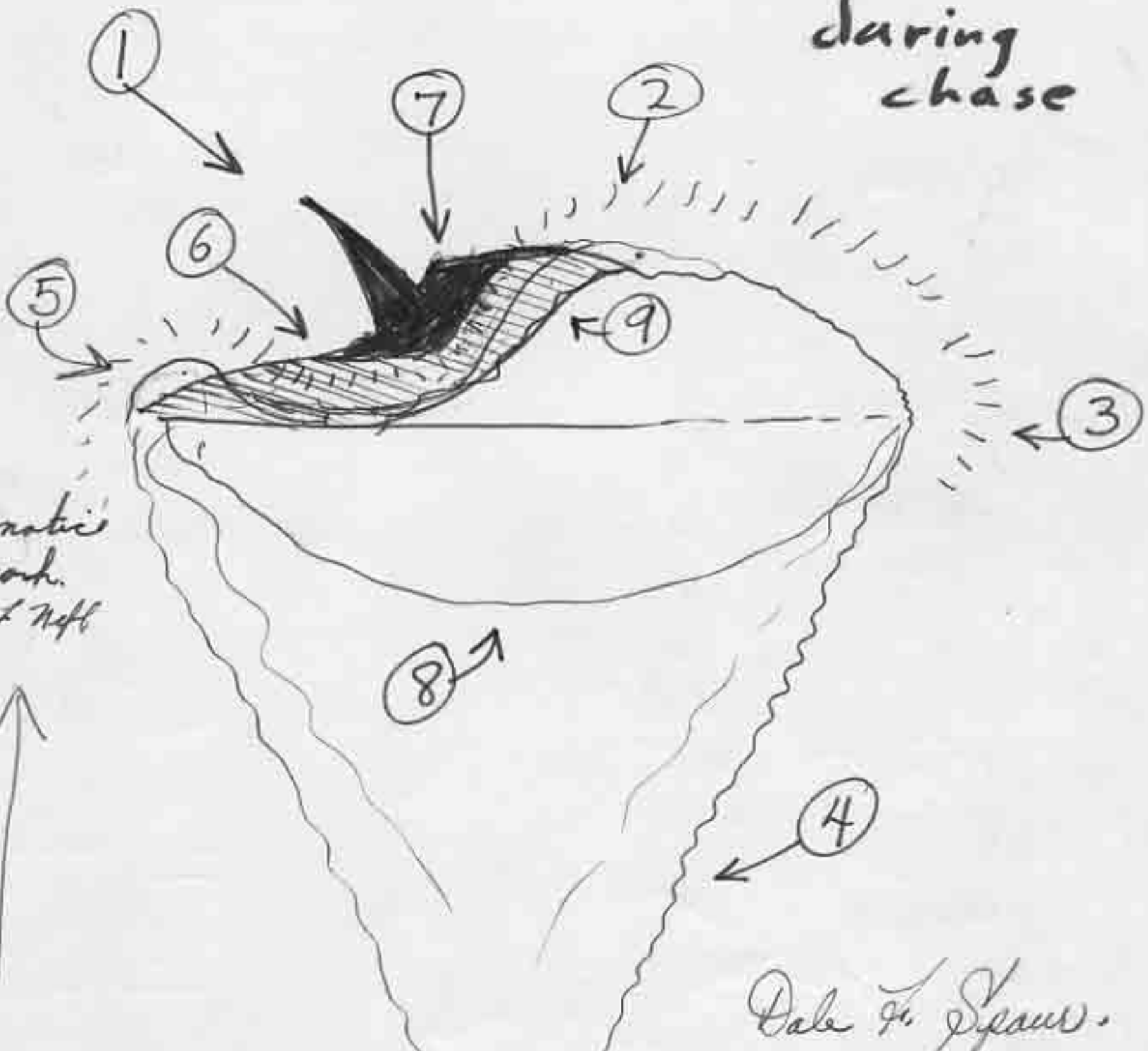
MAJOR DONALD E. KEYHOE  
USMC (RET.) DIRECTOR

April 23, 1966

Dale Spaur

Sketch of U.F.O.

during  
chase



I didn't notice  
drop mark.  
Webber & Neff

Dale F. Spaur.

NATIONAL INVESTIGATIONS COMMITTEE

ON AERIAL PHENOMENA

WASHINGTON, D. C. 20036

TELEPHONE: NORTH 7-9434

CABLE ADDRESS:  
SKYLIGHT

ADMINISTRATIVE OFFICES:  
1536 CONNECTICUT AVE., N. W.

MAJOR DONALD E. KEYHOE  
USMC (RET.) DIRECTOR

ARCS OF CONTRAILS -  
DOWN OR TURN



BRIGHT  
BALL

SEEMED LEVEL FLIGHT  
" SAME ALTITUDE

OBJECT ~ 5x size of jets

Could see contrails of 3 jets, none  
on object. Also saw flame exhaust  
of jets.

4/28/66 12:40 AM

W. Weitzel witness

PTL Lanny Johnson

PTA Ray Esterly



Med. F2  
10 sec at 4/-  
solar enlarger } Photolab notation

Developed by: \_\_\_\_\_  
Printed by: \_\_\_\_\_

Witnesses: Development  
Printing

Film: 127 (G.B.)

Developer:

Time:

Agitation:

(G.B.) Tanb. Tray? Type:

Camera: Brownie Starmite (G.B.)


Shutter speed: 1/50 (R.S.)

Opening: f14 (G.B.)

Spot at lower edge left of center is unfixed emulsion. (W.W.)  
from edge-edge, end-end. 4/18-19

Film is badly fogged - no frame boundaries 166  
visible between supposed 3 pictures shot by  
at his home, outside,

Chief Buchert, several other pics, came out  
rather well, <sup>with</sup> frame divisions.

Film deformation: none at images,  
however, many slight "ridges",  roughly  
parallel, across film. Images are within  
emulsion, of which no physical inconsistency. WBW  
4/18/66

W.W. (later 4/17)

BUBBLE →

EMULSION → UNFIXED

VERTICAL →



BUCHERT PHOTO  
x12 enlargement

9

← 8

← 7

10

11

← 5

← 6

↙ 5

12

← 4

↙ 1

↙ 2

15

DENSITOMETRIC ANALYSIS OF CHIEF BUCHERT'S FILM

Using Weston Photographic Analyzer, Model #877; zero-adjusted (checked) after each reading. Probe aperture: 1.0 mm.


- |    |             |  |
|----|-------------|--|
| 1  | 1.15        | large UFO mark   |
| 2  | 1.21        | small " "  |
| 3  | 1.21        | light (dark on negative) space around large UFO mark                                       |
| 4  | 1.23        | " " " " " " " " small " "  |
| 5  | 1.18        | dark area fanning away from large UFO mark   |
| 6  | 1.20        | " " " " " " small " "  |
| 7  | 1.13        | uncleared emulsion, spot at edge of film   |
| 8  | 1.02        | undeveloped, but cleared, spot at edge (NOTE: a one-stop chemical was used....??)          |
| 9  | 1.35        | space between 7 and 8, in edge area  |
| 10 | 1.26        | background, near edge  |
| 11 | 1.24        | " " farther from edge  |
| 12 | 1.20        | " " still " " " , between UFO marks  |
| 13 | 1.18        | " " " " " " , beyond UFO area, on "line" between marks                                     |
| 14 | 1.14        | 18 mm from film edge, line between UFO marks   |
| 15 | 1.18        | near opposite edge of film from marks  |
| 16 | 1.25        | 1st boundary space between family pictures, direction away from marks                      |
| 17 | 1.18        | 2nd boundary space etc.  |
| 18 | 1.25        | 3rd etc.   |
| 19 | 1.22        | 4th etc.   |
| 20 | 1.16        | what would be 5th boundary space etc.  |
| 21 | 1.93        | dark area, white wood on house (dark on negative, light on print)                          |
| 22 | 0.9 to 1.16 | across from film left end to edge left picture ("left" -- "away from UFO marks")           |
| 23 | 1.06        | minimum density, right side (UFO mark side), in chemical streak just at right edge of film |

"Zero image density" (boundary areas, average) 1.25 max., 1.16 min. This represents zero exposure to light. Is high, rather than around 0.25, because of fogging.

Because UFO marks have less density than background in their area, they could not be due to a bright object in the camera's field of view, which would have exposed the film and darkened, increased the density of, the film.

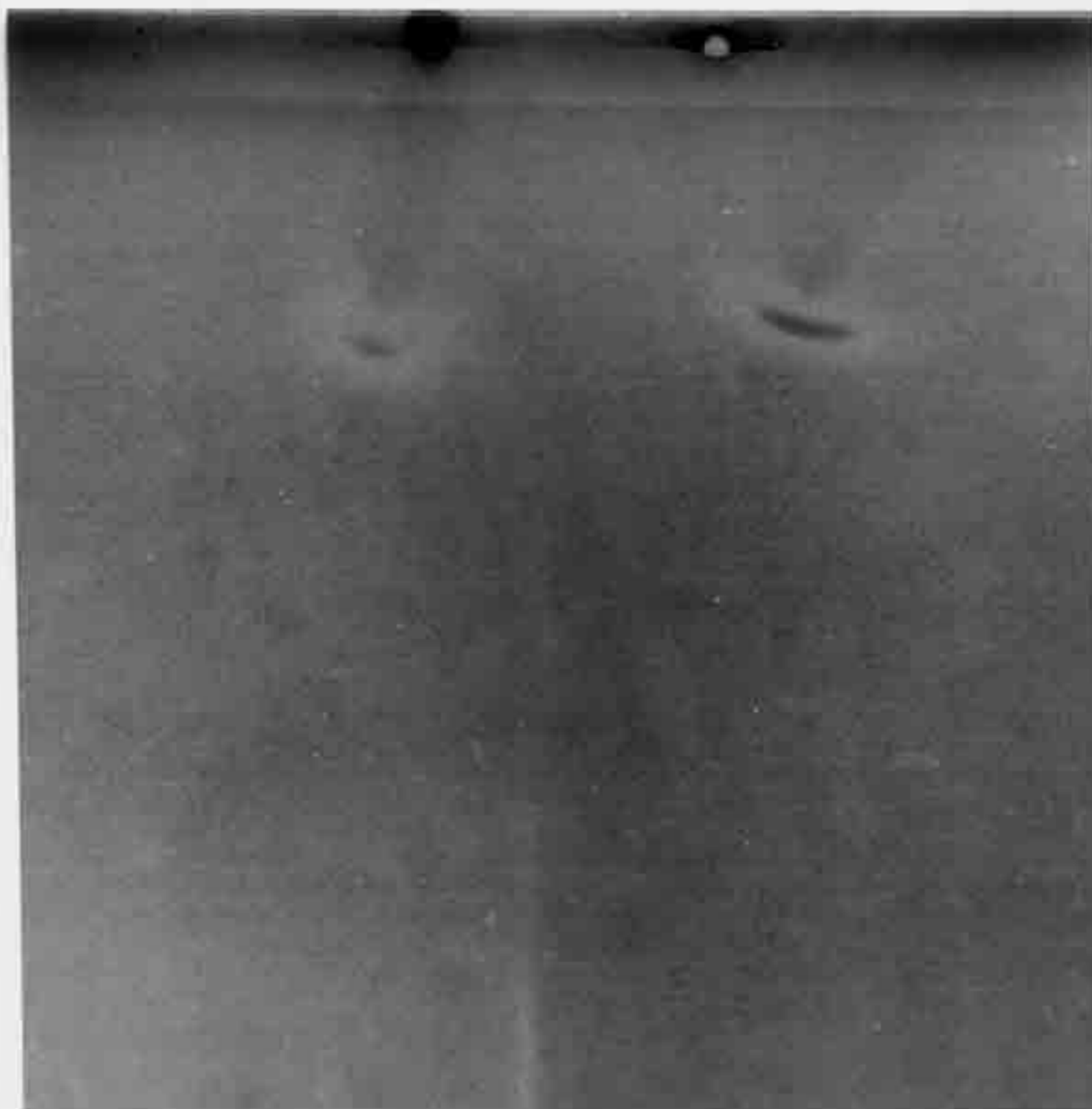
Following is a reproduction of the contact print of the film, showing UFO mark area and a section of one of the family pictures Chief Buchert took 3 hours later; and a sketch (which shows better in copying) of the UFO mark area. Boxed area on print shows area enlarged -- see next page.

Film has been submitted to Ralph Rankow, NICAP Photographic Adviser, for further study.





FOR OFFICIAL USE ONLY



FOR OFFICIAL USE ONLY